



Shanti Education Society's

A. G. Patil Institute of Technology, Solapur

NAAC ACCREDITED

(Approved by AICTE, New Delhi; Recognized by Govt. of Maharashtra; Affiliated to DBATU, Lonere)
ISO 9001:2015 CERTIFIED DTE Inst. Code : EN6308

18(2/2A)2, Pratap Nagar, Opp. S.R.P. Camp, Vijapur Road, Solapur- 413008 (Maharashtra, India)
Ph.No.: 0217-2342499 E-mail: contact@agpit.edu.in Web: www.agpit.edu.in

Ref. No. : AGPIT/DSE_Enrollment/2023-24/113

Date: 27.09.2023

सूचना

(थेट द्वितीय वर्षातील विद्यार्थ्यांच्या DBATU Portal वरती Enrollment बाबत)

थेट द्वितीय वर्षातील (Direct Second Year) विद्यार्थ्यांना कळविण्यात येते की, डॉ. बाबासाहेब आंबेडकर तंत्रशास्त्र विद्यापीठ, लोणेरे यांच्यानुसार <https://dbatuerp.com> या लिंकवरती विद्यार्थ्यांनी Enrollment साठी रजिस्ट्रेशन करून User ID व Password Create करण्यात यावे. तदनंतर Student Login द्वारे Login करून लॉगिनमधील सर्व माहिती व्यवस्थितरित्या व अचूकपणे भरावी. सदरील माहिती अद्यावत केल्यानंतरच विद्यार्थ्यांना PRN No. अलॉट करण्यात येणार आहे.

सदरील Enrollment साठी थेट द्वितीय वर्षातील विद्यार्थ्यांना रु. २४३०/- इतकी फी ऑनलाईनद्वारे (Net banking / Debit Card / Credit Card / UPI – Only Google Pay) भरावयाची आहे. तरी सर्व विद्यार्थ्यांनी गुरुवार दि. : ०५.१०.२०२३ पर्यंत वरील लिंकद्वारे Enrollment करणे बंधनकारक आहे. दिलेल्या मुदतीत Enrollment न केल्यास होणा-या शैक्षणिक नुकसानीस विद्यार्थी स्वतःत जबाबदार राहतील याची विद्यार्थ्यांनी नोंद घ्यावी.

सदरील Enrollment करिता विद्यार्थ्यांनी खाली नमूद करण्यात आलेली मूळ कागदपत्रे (Original Documents) व Branch wise Choice Code अपलोड करावयाची आहेत.

• **Branch wise Choice Code :**

Sr. No.	Branch	Choice Code
1	Civil Engineering	630819110
2	Computer Engineering	630824510
3	Electronics & Telecommunication Engineering	630837210
4	Mechanical Engineering	630861210



Principal
A. G. Patil Institute of Technology,
Solapur.



Shanti Education Society's

A. G. Patil Institute of Technology, Solapur

NAAC ACCREDITED

(Approved by AICTE, New Delhi; Recognized by Govt. of Maharashtra; Affiliated to DBATU, Lonere)
ISO 9001:2015 CERTIFIED DTE Inst. Code : EN6308

18(2/2A)2, Pratap Nagar, Opp. S.R.P. Camp, Vijapur Road, Solapur- 413008 (Maharashtra, India)
Ph.No.: 0217-2342499 E-mail: contact@agpit.edu.in Web: www.agpit.edu.in

Ref. No. : AGPIT/DSE_Enrollment/2023-24/113

Date: 27.09.2023

• **Original Documents (All Documents are Mandatory) :**

Sr. No.	Category			
	OPEN	OBC / SBC / VJNT	SC / ST	EWS
1	Admission Allotment Letter (Confirmation Letter)	Admission Allotment Letter (Confirmation Letter)	Admission Allotment Letter (Confirmation Letter)	Admission Allotment Letter (Confirmation Letter)
2	SSC Mark sheet	SSC Mark sheet	SSC Mark sheet	SSC Mark sheet
3	Diploma Final Year Mark sheet	Diploma Final Year Mark sheet	Diploma Final Year Mark sheet	Diploma Final Year Mark sheet
4	Leaving Certificate	Leaving Certificate	Leaving Certificate	Leaving Certificate
5	Domicile and Nationality Certificate	Domicile and Nationality Certificate	Domicile and Nationality Certificate	Domicile and Nationality Certificate
6	Income Certificate	Income Certificate	Income Certificate	Income Certificate
7	Aadhar Card	Caste Certificate	Caste Certificate	EWS Certificate
8	---	Non Creamy Layer Certificate	Caste Validity	Aadhar Card
9	---	Caste Validity	Aadhar Card	---
10	---	Aadhar Card	---	---



[Signature]
Principal
A. G. Patil Institute of Technology,
Solapur

Copy to :

1. HOD MECH

2. HOD E&TC

3. HOD COMP

4. HOD CIVIL

5. Admin

6. Account

7. Notice Board

- Exam Form Filling Manual
- Admission**
 - Candidate Registration(only for 3033 and 3040 institute Codes)
 - Admission Instructions
 - Candidate Registration Regular(affiliated colleges)**
- Migration Registration

← Click on Admission menu given in left sidebar for all Courses First Year and Direct Second Year New Candidate Registration.

Instruction

- For any queries regarding payment issue please contact us at : dbatu_support@unisuite.in
- Students paying any Fees, preferably use option Net Banking or Card Payments to avoid inconvenience in Exam Form confirmation.
- Provision is available in the Institute (other than Institute 3033 and 3040) approach your Institute if you want to collect your ABC ID.
- **Admission Year 2023-24:** Students admitted to Institute 3033 and 3040 (Diploma) first year and direct second year click on 'Candidate Registration (3033 and 3040)' on the left side link under 'Admission'. After Paying Institute Fees complete the remaining form to generate PRN.
- **Admission Year 2023-24:** Students admitted to Institutes other than Institute 3033 and 3040 (Diploma) first year and direct second year click on '**Candidate Registration Regular**' (affiliated colleges) on the left side link under 'Admission' to generate PRN.
- **Institute needs to confirm the registration form to generate PRN of First Year and Direct Second Year Students.**
- DBATU Students Second Year onwards through their login Click on Admission(Second Year onwards) and complete the University registration by paying fees. After registration student shall be eligible for upcoming Winter-23 Regular and Supplementary Exam.

Click on Candidate Registration Regular (affiliated colleges)

IMPORTANT

New! Welcome to Online Admission Portal 2023-24.

Exam Form Filling Manual

Admission

Candidate Registration (only for 3033 and 3040 institute Codes)

Admission Instructions

Candidate Registration Regular (affiliated colleges)

Migration Registration

CANDIDATE REGISTRATION ONLY FOR FRESH ADMISSION

Registration Form

This Registration is only for fresh students

For B.Voc Student, Enter HSC Seat Number as DTE Application ID

**Please make sure all fields are filled in correctly manner.

- Please Enter your full name as on SSC/HSC Marksheet. For All admissions Based on HSC or higher qualification enter your name as on HSC Marksheet.
- Please Enter your unique DTE Application ID.
- Please Enter Student mobile number.
- Please Enter Student Email-ID.
- Password should at least 8 characters in length, Contain both upper and lowercase alphabetic characters (e.g. A-Z, a-z), Have at least one numerical character (e.g. 0-9), Have at least one special character (e.g. !@#\$\$%&*)

* Surname: MULLA	* First name: REHAN	Middle name: RAFIQUE
* DTE Application Id: ** For B.Voc Student, Enter HSC Seat Number as DTE Application ID DSE23110958	* Re-enter DTE Application Id: ** For B.Voc Student, Enter HSC Seat Number as DTE Application ID DSE23110958	
* Mobile No: 8623010217	* Email: rehanmulla077@gmail.com	
* Password:	* Confirm Password:	

Fill all details correctly and then click on Register button

Register

- Admission
- Candidate Registration (only for 3033 and 3040 Institute Codes)
- Admission Instructions
- Candidate Registration Regular (affiliated colleges)
- Migration Registration

CANDIDATE REGISTRATION ONLY FOR FRESH ADMISSION

This Registrat
For B.Voc Stu
****Please make sur**
• Please Enter
• Please Enter
• Please Enter
• Please Enter
• Password sh
character (e

OTP Verification!

Enter Mobile OTP:

Enter Email OTP:

higher qualification enter your name as on HSC Marksheet.
Fill the OTP and then click on Verify OTP

*** Surname:**
MULLA REHAN RAFIQUE

*** DTE Application Id:**
**** For B.Voc Student, Enter HSC Seat Number as DTE Application ID**
DSE23110958

*** Re-enter DTE Application Id:**
**** For B.Voc Student, Enter HSC Seat Number as DTE Application ID**
DSE23110958

*** Mobile No:**
8623010217

*** Email:**
rehanmulla077@gmail.com

*** Password:**
.....

*** Confirm Password:**
.....

Button will enable in 26 seconds



Dr.Babasaheb Ambedkar Technological University

डॉ. बाबासाहेब आंबेडकर तंत्रशास्त्र विद्यापीठ
Lonere-402103 Tal-Mangaon Dist- Raigad (M.S.) India

A- A A+

Login

Home 22

Helpline Numbers : +91-9209403938 Support E-mail : supportdbatu@bynaric.in Payment Support E-mail : dbatu_support@unisuite.in (10.00 a.m. to 06.00 p.m. Mon to Sat)

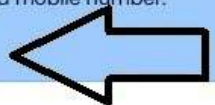
IMPORTANT

New! Welcome to Online Admission Portal 2023-24.

- Exam Form Filling Manual
- Admission
- Candidate Registration (only for 3033 and 3040 institute Codes)
- Admission Instructions
- Candidate Registration Regular (affiliated colleges)
- Migration Registration

Congratulations!!! Candiate,
You are successfully registered with Application Id : **D23157806**, This application Id will be your username and password that you entered will be your login password. Application Id and Password are sent to your registered email address and mobile number.

[Click here to Login](#)



Click Here



IMPORTANT

New! Welcome to Online Admission Portal 2023-24.

Exam Form Filling Manual

Admission

Candidate Registration (only for 3033 and 3040 institute Codes)

Admission Instructions

Candidate Registration Regular (affiliated colleges)

Migration Registration

Student Login

Student Login Instruction

- Enter Application ID & Password and Click on Login Button.
- Do not share your username and password.
- This computer system is for authorized users only. All activity is logged and regularly checked by systems personal. Individuals using this system without authority or in excess of their authority are subject to having all their services revoked. Any illegal services run by user or attempts to take down this server or its services will be reported to local law enforcement, and said user will be punished to the full extent of the law.

STUDENT LOGIN

Submit

[Forgot password ?](#)

Fill your User id and Password and then click on Submit button



Admission

- Apply For Admission
- Admission Instructions

Click on Admission menu given in left sidebar for all Courses First Year and Direct Second Year New Candidate Registration.

Click on Apply for Admission Tab

Welcome Student

Instruction

- Student will apply for University Registration by filling required details and paying fees.
- Institute through Institute Login will verify the student details and after Institute verification PRN will be generated and Student will get enrolled in the University.
- B.Pharmacy Fourth Year (VII Semester) Students can apply for University Registration and Winter-2022 Examination.
- User Name is PRN and Password can be generated on clicking Forgot Password.

Please verify all the details before submitting

Admission Details Personal Details Qualification Additional Details Photo and Signature Documents Upload Payment Details

View & Confirm Application


Admission Details

Note:
The fields marked with(*) are mandatory.

- if you select TFWS then you will no longer appear to any scholarship.

* Admission Type:	Regular	* Year:	Direct Second Year
* DTE Application ID:	DSE23110958	* Choice Code:	630824510
* College Name :	6308-A.G. Patil Institute of Technology, Solapur	* Merit NO:	7155
* Program type:	(B.Tech) Bachelor of Technology	* Program Name:	Bachelor of Technology (Computer
* Candidature Type:	Type - A (Maharashtra State Candidature)	* Apply for TFWS	NO
* Admission Quota	DTE Level (CAP Round)	* ABC ID	716038306231

Save & Proceed cancel




Fill all details correctly and in ABC ID fill your Aadhar card & then click on Save & Proceed Button

Personal Details

Note:
The fields marked with(*) are mandatory.

* Student Name (Please Enter Proper Student Name)	MULLA	REHAN	RAFIQUE
* Student Name (In Marathi)	मुल्ला	रेहान	राफिक
* Student Full Name (Please enter name same as present on Marksheet)	MULLA REHAN RAFIQUE		
* Gender:	<input checked="" type="radio"/> Male <input type="radio"/> Female <input type="radio"/> Transgender	* Marital Status:	<input type="radio"/> Married <input checked="" type="radio"/> Un-married
* Mother Name (FIRST)	ALMAS	Father Full Name / Husband Name (wherever applicable):	MULLA RAFIQUE IBRAHIM
Guardians's Name (if any) :		* Date of Birth:	01 October 2003
Place of Birth:	BIJAPUR	Blood Group:	O+
*E-mail ID:	rehanmulla077@gmail.com	Parent / Guardian E-mail ID:	
Residential Telephone No.:		*Student Mobile No.	8623010217
*Aadhar Card No.:	716038306231	PAN No.:	
*Parent Mobile No.:	9823010217	Profession of Father /Guardian:	RETIRED
*Father's /Guardian's Annual income from all sources:	250001 - 300000	*Nationality:	Indian
*Domicile:	Maharashtra	*Religion:	Muslim
*Category:	OPEN	*Caste:	MUSLIM <small>Ex.maratha, kali</small>
*Category Type:	EBC		



Fill all Details

Bank Details

*Account Holder Name		*Bank Name	
----------------------	--	------------	--

*Domicile:	Maharashtra	*Religion:	Muslim
*Category:	OPEN	*Caste:	MUSLIM <small>Ex: maratha, kali</small>
*Category Type:	EBC		

Bank Details

*Account Holder Name	MULLA REHAN RAFIQUE	*Bank Name	INDIAN POSTAL PAYMENT BANK
*IFSC	IPOS0000001	*Account No	034710166654
*Branch	SOLAPUR	*Account Type	Saving

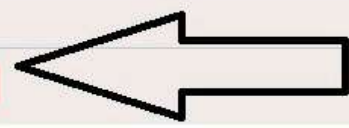
Permanent Address

* Address:	68, MADANI NAGAR, BEHIND NADGIRI PETROL PUMP, VIJAPUR ROAD, SOLAPUR		
* State:	Maharashtra	* PIN CODE:	413004
* District:	Solapur	* Taluka:	Solapur North
* City:	SOLAPUR		

Correspondence Address is same as Permanent Address Same Not Same

Correspondence Address

Address:			
State:	Select State	PIN CODE:	
District:	Select District	Taluka:	Select Taluka
City:			



Fill all details and then click on Save & Proceed Button

Apply For Admission

Admission Instructions

Please verify all the details before submitting

Admission Details Personal Details Qualification Additional Details Photo and Signature Documents Upload Payment Details View & Confirm Application

Qualification Information

Note:

The fields marked with(*) are mandatory.

- Fill your 10th/SSC Details carefully.
- Candidates passed 10th/SSC examination will have to scan and upload their marksheet.
- For subject which is not applicable please enter Obtained marks 0 & Total marks 0.
- In case of Grades you are required to provide the certificate stating the marks equivalent to grade awarded by the respective institutes/University/College. In case of range of Marks given for the grade, the minimum marks will be considered.

Admission Based On:

Diploma

** For subject which is not applicable please enter Obtained marks 0, Total marks 0 & Percentage 0.

Qualification Details:

Examination:	Name of the Board/University	Certificates/Degree	Years of Passing	Marks/CGPA Obtained	Out of	Marks %
*SSC	PUNE BOARD	*SSC	2020	411	500	82.20
*Diploma	MSBTE MUMBAI	*Diploma	2023	1458	1750	83.31

** For subject which is not applicable please enter Obtained marks 0, Total marks 0 & Percentage 0.

Group Qualification	Obtained Marks	Out Of Marks	Percentage
*Semester V	744	900	82.67
*Semester VI	714	850	84.00

Specialization

Specialization

Diploma in Computer Engineering

Fill all details correctly and then click on Save & Process Button

Save & Proceed

cancel

Apply For Admission

Admission Instructions

Please verify all the details before submitting

Admission Details Personal Details Qualification Additional Details Photo and Signature Documents Upload Payment Details View & Confirm Application

Boarding Information

Note:
The fields marked with(*) are mandatory.

* Hosteller/ Day boarder: No

Additional Details:

* Is family income more than 8 lakhs per annum? No

* Is candidate eligible for scholarship? Yes

* Scholarship Type: Rajarshi Chhatrapati Shahu Maharaj Shikshan Shulkh Shishyavrutti Yojna(EBC)

* Is candides physically handicaps? No

* Is defence Service? No


* Is candidate linguistic minority? No

* Has candidate completed education from North-Eastern States? No

* Is candidate a Jammu & Kashmir migrant? No

* Whether guardian of the candidate is ex-serviceman? No

Fill all details and then Click on Save & Proceed Button



Apply For Admission

Admission Instructions

Please verify all the details before submitting

Admission Details Personal Details Qualification Additional Details Photo and Signature Documents Upload Payment Details View & Confirm Application

Upload Photo and Signature

- Photographs must be less than 132 px in width by 170px in height.
- Signature must be less than 150 px in width by 250px in height.



Photograph and Signature Size

- The size of Photo and sign should be less than 500Kb. Type of photo and sign should be jpg or jpeg or png.
- Recent colour Photo and Signature of Candidate taken within last three months.
- Photographs must be 3.5 cm in width by 4.5 cm (ie 132px X 170px) in height without border.
- Photograph has to be taken full face without headgear (unless the applicant wears a head gear in accordance with his/her racial/religious custom but the headgear should not hide the applicants features.)
- The facial image must be between 2.5 cm and 3.5 cm from chin to crown taken against a plain background. The photograph finishing should be MATT.
- Scan Photo and Signature using a good quality scanner with min. 110 dpi so that the file size should not be more than 50KB.
- Save the image in jpg format on local machine.
- Ensure that the scanned Photo and Signature are of good quality.
- Press the Choose File / Browse button and select the Photo and Signature on your computer.
- After selecting photo, the path and name of your photo appears in text box beside Choose File / Browse button.
- Now press the Add Photo and Add Signature in order to upload it on server.



Choose File DSC_6197 01.jpg

Add Photo

Choose File Sign.jpg

Add Signature

Save & Proceed



Upload Photograph and Sign & then click on Save & Proceed Button

Apply For Admission

Admission Instructions

Please verify all the details before submitting

Admission Details Personal Details Qualification Additional Details Photo and Signature Documents Upload Payment Details View & Confirm Application

Upload Document

****The size of Document should be less than 500kb. Type of document should be pdf only.**

**Document size
500kb (PDF)**

- IF CANDIDATE IS UNABLE TO VIEW ANY OF THE UPLOADED DOCUMENTS, PLEASE UPLOAD THE DOCUMENT AGAIN.
- Candidate will have to upload all the relevant documents as per his/her application details.
- Press the Choose File / Browse button and select the document from your computer.
- After selecting document, the path and name of your document appears in text box beside Choose File / Browse button.
- Now press the Upload button to upload the document, you can see your document by clicking on view.

Sr.No.	List of Documents Required to be uploaded	Select File	Upload	Status	View
1	Admission Allotment Letter *	Choose File Confirmation.pdf	Upload	Completed	View
2	Income Certificate *	Choose File DOMICILE.pdf	Upload	Completed	View
3	Transfer Certificate *	Choose File LC.pdf	Upload	Completed	View
4	SSC Marksheet *	Choose File SSC.pdf	Upload	Completed	View
5	Domicile / Nationality Certificate *	Choose File DOMICILE.pdf	Upload	Completed	View
6	Ration Card *	Choose File DOMICILE.pdf	Upload	Completed	View
7	Aadhar card *	Choose File My aadhar.pdf	Upload	Completed	View
8	Diploma Marksheet *	Choose File DIPLOMA.pdf	Upload	Completed	View

Save & Proceed

Upload all required documents and then click on Save & Proceed Button

Please verify all the details before submitting

- Admission Details
- Personal Details
- Qualification
- Additional Details
- Photo and Signature
- Documents Upload
- Payment Details
- View & Confirm Application

Admission Payment

Full Name: MULLA REHAN RAFIQUE	Email Address: rehanmulla077@gmail.com
Mobile No: 8623010217	Payment Amount: 2430

Verify Details ← **Click on Verify details**

Click on Checkout Button for Payment..

Checkout ← **After Verify details then click on Checkout Button**

Your contact details are not verified. Before processing payment request your Email ID and Mobile Number must be verified so that we can send notifications for your payment current status. This is one time verification for first payment request to ORC finance gateway, you will receive an OTP on your EmailID or Mobile Number.

Please Note : Verified contact details valid till 31 March 2021.

Payment Summary	
Request Number :	D23157806-2324-2-2430-1000

Total Amount	2430 Rs.
Convenience Charges	0 Rs.
Discount Amount	0 Rs.

Grand Total Amount:	2430 Rs.

Payee Details	
Receiving From	:MULLA REHAN RAFIQUE
Mobile No.	: 8623010217
Email ID	: rehanmulla077@gmail.com Send OTP by Email
Description	:ORC Admission Fees

Particulars in Detail (Click to view)

Terms and Conditions

- It is the applicant responsibility to fill correct beneficiary information including account number and amount. In case the transaction rejected by Bank, the amount will be refunded to applicant bank account number provided when submitting the application to the respective department.
- During the transaction process, the applicant will receive SMS & Email alert as soon as the amount is accepted, rejected or reverted back. To receive the updates and alerts the applicant must provide correct Mobile No. & Email Address.
- It will be the sole responsibility of the applicant to verify and confirm the standard transaction charges applicable on Debit Card/Credit Card transaction which is displayed separately on the payment page. The university will not be responsible for any disputes related to the same, as these charges are levied by the respective banking or card service provider.

I accept all Terms and conditions.

Click on Check box

After click on Check box then click the Proceed button

5. Please note that you will not be allowed to do any changes once the payment is done. Kindly check all the details carefully before proceeding for payment.
6. For any query, please feel free to contact our support at dbatu_support@unisuite.in

Contact Verification Required !...
Your contact details are not verified. Before processing payment request your Email ID and Mobile Number must be verified so that we can send notifications for your payment current status. This is one time verification for first payment request to ORC finance gateway, you will receive an OTP on your EmailID or Mobile Number.
Please Note : Verified contact details vaild till 31 March 2021.

Payment Summery

Request Number : D23157806-2324-2-2430-10

Total Amount	2430
Convenience Charges	
Discount Amount	0 Rs.
Grand Total Amount:	2430 Rs.

Description	Amount
ORC Admission Fees	

Email ID Verification

Please verify your contact details by providing OTP sent to your registered Email ID.

256589

Verify Send OTP

Fill OTP and then Click on Verify button

Particulars in Detail (Click to view)


Terms and Conditions

- It is the applicant responsibility to fill correct beneficiary information including account number and amount. In case the transaction rejected by Bank, the amount will be refunded to applicant bank account number provided when submitting the application to the respective department.
- During the transaction process, the applicant will receive SMS & Email alert as soon as the amount is accepted, rejected or reverted back. To receive the updates and alerts the applicant must provide correct Mobile No. & Email Address.
- It will be the sole responsibility of the applicant to verify and confirm the standard transaction charges applicable on Debit Card/Credit Card transaction which is displayed separately on the payment page. The university will not be responsible for any disputes related to the same, as these charges are levied by the respective banking or card service provider.

I accept all Terms and conditions.

Proceed Cancel

← Back



Choose a payment option

Payable Now

Transaction Id: INTKN378541311824290001

7499936414 English

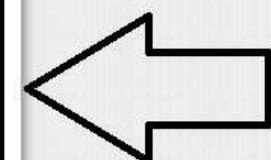
Unlock Saved Option
View your saved payment options

Enter Any UPI ID

Jammu & Kashmir
You will be redirected

PAYMENT OPTIONS

- UPI
Phonepe, Paytm, Google Pay and more
- Cards (Credit/Debit)
Pay using any credit or debit card
- Net Banking
Pay using any of 42 supported banks
- WhatsApp



**Choose UPI
Option for
payment**